


# Kindergarten May Homework



**May**  
Return Every Friday!

	Monday	Tuesday	Wednesday	Thursday
<b>Week 1 (May 4)</b> Read every day!	Read a book together.	Write the missing digraphs in each word.	Write the next 3 numbers for each set.	Color each crayon a different color.
<b>Week 2 (May 11)</b> Read every day!	Draw a picture to summarize the beginning, middle and end.	What does ch, th, sh and ph say?	Skip count to 20 by 5s.	Read each sight word and color the box the correct color.
<b>Week 3 (May 18)</b> Read every day!	Draw and color the correct number of shapes.	Find each of the sight words in the word search.	Draw 2 keyword pictures.	Use the number line to solve the subtraction problems.
<b>Week 4 (May 25)</b> Read every day!	Write the missing letters.	Write each number.	Draw 2 keyword pictures.	Did you multiply or divide numbers?
	What letter makes the vowels say their long sound?	Draw the correct number of pictures.	Write the letter.	Trace each number.
	Draw and write about your weekend.	Match the vowel sound to the correct picture.	Draw 2 keyword pictures.	Draw eighteen flowers.
	Does your story have a beginning, middle and end?	Say the short and long sound for each vowel.	Write the letter.	Draw nine flowers.

**Monday (Week 3)** Write the missing letters. What letter vowels say their long sound?

k \_ t \_      g l \_

c \_ k \_      s l \_ d

v \_ t \_      g r \_ p

**Tuesday (Week 3)** Write each number and draw the correct number of pictures.

10      15      20

10      15      20

Draw eighteen flowers.

Draw nine flowers.





# thanks for PURCHASING

sign up to get exclusive freebies *here*





## TERMS OF USE

This item is a paid product created by Mrs. Jones' Creation Station, Inc. Copying any part of this product, redistributing, selling or placing it on the internet in any form is strictly forbidden and is a violation of the Digital Millennium Copyright Act (DMCA). Thank you for respecting our work!

### YES, YOU CAN

-  Use this item for your personal use
-  Use this items for your classroom and/or students
-  Purchase unlimited licenses for other to use this item at a discount
-  Review this item for the purpose of recommending it to others as long as there is a direct link for it to be downloaded from Mrs. Jones' Creation Station, Inc.

### NO, YOU CAN'T

-  Give this item to others
-  Copy this item for use by other
-  Post this item on a website (including personal, website, classroom website, or district website)
-  Copy or modify any part of this document to offer to others for free or for purchase

Language courtesy of Selling Strategies

### CREDITS



Pink Cat Studio 



 Adobe Stock



### CONNECT



# how to edit my EDITABLE resource



## DOWNLOADING FONTS

You will need to download [KG Cold Coffee](#), [KG Lego House](#), [KG Miss Kindergarten](#) and [KG Primary Dots Lined](#) install it on your computer before downloading the editable file.


## ADOBE READER

Install the most recent version of Adobe Reader onto your computer. If you have any problems editing, viewing or printing a file make sure your Adobe Reader is updated.










## DOWNLOAD AND EDIT FILE

Now you can download the file to your computer. Once the file has downloaded open in Adobe Reader. You should be able to view the editable fields and the text should match the product description. If you have any problems editing the file, make sure you have followed the directions above and then contact me at [mrsjonescreationstation@gmail.com](mailto:mrsjonescreationstation@gmail.com)

read this [post](#) for more help with editing



<input type="checkbox"/> <input type="checkbox"/>				
<input type="checkbox"/> <input type="checkbox"/>				
<input type="checkbox"/> <input type="checkbox"/>				
<input type="checkbox"/> <input type="checkbox"/>				



Blank rounded rectangular box for writing.

Handwriting lines: solid top line, dashed middle line, solid bottom line.

Blank rounded rectangular box for writing.

Handwriting lines: solid top line, dashed middle line, solid bottom line.

Blank rounded rectangular box for writing.



Handwriting lines: solid top line, dashed middle line, solid bottom line.






**Find:**

--




1 2 3 4 5 6 7 8 9 10 11 12 13 14 15 16 17 18 19 20





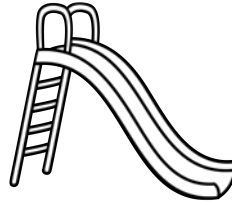
Empty rounded rectangular box for labeling the kite.




Empty rounded rectangular box for labeling the glue bottle.




Empty rounded rectangular box for labeling the cake slice.



Empty rounded rectangular box for labeling the slide.



Empty rounded rectangular box for labeling the coin slot activity.



Empty rounded rectangular box for labeling the grapes.



