




KINDERGARTEN OCTOBER HOMEWORK


Monday {Week 3}

 s r t


 g t


 u f c


Tuesday {Week 3}

 Draw four acorns


Wednesday {Week 1}

 10 5 7


 4 6 12

 9 11 6

Thursday {Week 1}


 I

the a

 **October**

RETURN EVERY FRIDAY!

| | MONDAY | TUESDAY | WEDNESDAY | THURSDAY |
|--------------------------|-----------------------------------------------------------------------------------------------------------------------------------|------------------------------------------------------------------------------------|-----------------------------------------------------------------------------------|----------------------------------------------------------------------------------------------------|
| Week 1 Oct. 5 | Practice writing your first and last name on the lines. Read every day! <input type="checkbox"/> <input type="checkbox"/> | Add detail to the picture below. Label 3 words in your picture. | Count and write the number of leaves in each set. Count to 30 together. | Color each crayon a different color. Read each sight word and color each box the correct color. |
| Week 2 Oct. 12 | Draw a picture and write a sentence about your weekend. Read every day! <input type="checkbox"/> <input type="checkbox"/> | Find the sight words in the word search. Say and spell each sight word 3 times. | Draw 2 keyword pictures and write the letter. Sing the Alphabet Song together. | Write the number of upper and lower letters. |
| Week 3 Oct. 19 | Circle the letter you hear at the beginning of each word. Read every day! <input type="checkbox"/> <input type="checkbox"/> | Write each number and draw the correct number of pictures. Count to 50. | Draw 2 keyword pictures and write the letter. Sing the Alphabet Song together. | Write the number of upper and lower letters. |



Mrs. Jones' CREATION STATION

thanks for DOWNLOADING

check out all of our free resources *here*

TERMS OF USE

This free product is created by Mrs. Jones' Creation Station, Inc. Copying any part of this product, redistributing, selling or placing it on the internet in any form is strictly forbidden and is a violation of the Digital Millennium Copyright Act (DMCA). Thank you for respecting our work!

YES, YOU CAN

- 🍎 Use this item for your personal use
- 🍎 Use this items for your classroom and/or students
- 🍎 Purchase unlimited licenses for others to use this item at a discount
- 🍎 Review this item for the purpose of recommending it to others as long as there is a direct link for it to be downloaded from Mrs. Jones' Creation Station, Inc.

NO, YOU CAN'T

- 🍎 Give this item to others
- 🍎 Copy this item for use by other
- 🍎 Post this item on a website (including personal, website, classroom website, or district website)
- 🍎 Copy or modify any part of this document to offer to others for free or for purchase

CREDITS



CONNECT



how to edit my EDITABLE resource



DOWNLOADING FONTS

You will need to download [KG Blank Space Solid](#), [KG Neatly Printed](#), [KG Primary Dots](#) and install it on your computer before downloading the editable file.

ADOBE READER

Install the most recent version of Adobe Reader onto your computer. If you have any problems editing, viewing or printing a file make sure your Adobe Reader is updated.

DOWNLOAD AND EDIT FILE

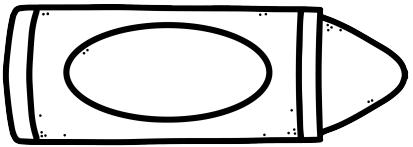
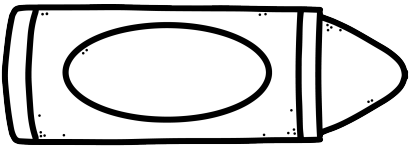
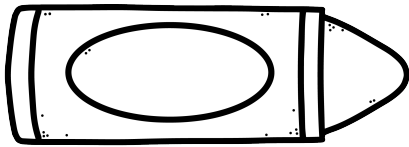
Now you can download the file to your computer. Once the file has downloaded open in Adobe Reader. You should be able to view the editable fields and the text should match the product description. If you have any problems editing the file, make sure you have followed the directions above and then contact me at mrsjonescreationstation@gmail.com

read this [post](#) for more help with editing












| <input type="checkbox"/> <input type="checkbox"/> | | | | |
|---------------------------------------------------|--|--|--|--|
| <input type="checkbox"/> <input type="checkbox"/> | | | | |
| <input type="checkbox"/> <input type="checkbox"/> | | | | |
| <input type="checkbox"/> <input type="checkbox"/> | | | | |

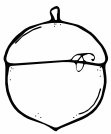













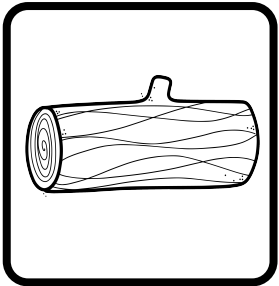


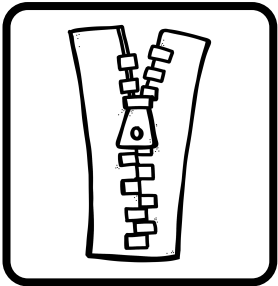
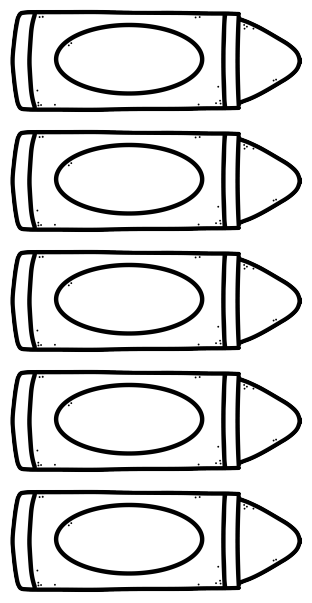

| | | | |
|--|--|--|--|
| | | | |
| | | | |
| | | | |
| | | | |














**Word
Bank**

